













LOCOMOTION* SCORING AND TREATMENT OF DAIRY CATTLE



Locomotion scoring is based on the observation of cows standing and walking (gait), with special emphasis on their back posture. This system is intuitive and, therefore, easy to learn and implement. The use of locomotion scoring is effective for early detection of claw (hoof) disorders, monitoring prevalence of lameness, comparing the incidence and severity of lameness between herds and identifying individual cows for functional claw (hoof) trimming.

Animal observations should be made on a flat surface that provides good footing for cows. Cows scoring 3 should be examined and trimmed to prevent more serious problems. Trimming should be done by a competent trimmer with the goal of returning the claws to functional weight bearing and conformation.

LOCOMOTION SCORE	TREATMENT	STANDING	WALKING
<p>1</p> <p>Clinical Description: Normal</p> <p>Visual Description: Stands and walks normally with a level back. Makes long confident strides.</p>	<p>None</p> <p>Action: Monitor to ensure cows do not progress.</p>	 <p>Back Posture Standing: Flat</p>	 <p>Back Posture Walking: Flat</p>
<p>2</p> <p>Clinical Description: Mildly Lamé</p> <p>Visual Description: Stands with flat back, but arches when walks. Gait is slightly abnormal.</p>		 <p>Back Posture Standing: Flat</p>	 <p>Back Posture Walking: Arched</p>
<p>3</p> <p>Clinical Description: Moderately Lamé</p> <p>Visual Description: Stands and walks with an arched back and short strides with one or more legs. Slight sinking of dew-claws in limb opposite to the affected limb may be evident.</p>	<p>Treat Now</p> <p>Action: These cows need to be pulled into the chute, trimmed and treated as soon as possible and monitored.</p>	 <p>Back Posture Standing: Arched</p>	 <p>Back Posture Walking: Arched</p>
<p>4</p> <p>Clinical Description: Lamé</p> <p>Visual Description: Arched back standing and walking. Favoring one or more limbs but can still bear some weight on them. Sinking of the dew-claws is evident in the limb opposite to the affected limb.</p>	<p>Treat & Observe</p> <p>Action: Treat these cows ASAP. Once treated, observe closely for needs to re-treat.</p>	 <p>Back Posture Standing: Arched</p>	 <p>Back Posture Walking: Arched</p>
<p>5</p> <p>Clinical Description: Severely Lamé</p> <p>Visual Description: Pronounced arching of back. Reluctant to move, with almost complete weight transfer off the affected limb.</p>		 <p>Back Posture Standing: Arched</p>	 <p>Back Posture Walking: Arched</p>

*Adapted from Sprecher, D.J.; Hostetler, D.E.; Kaneene, J.B. 1997. Theriogenology 47:1178-1187 and contribution from Cook, N.B., University of Wisconsin.